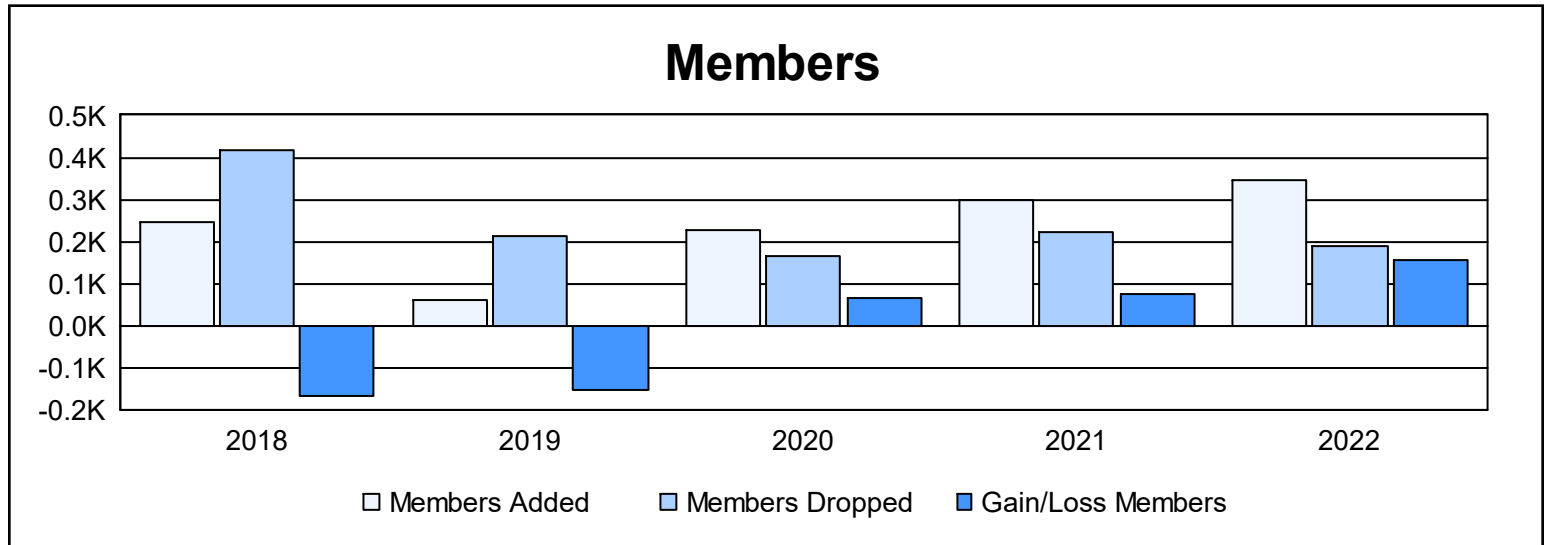
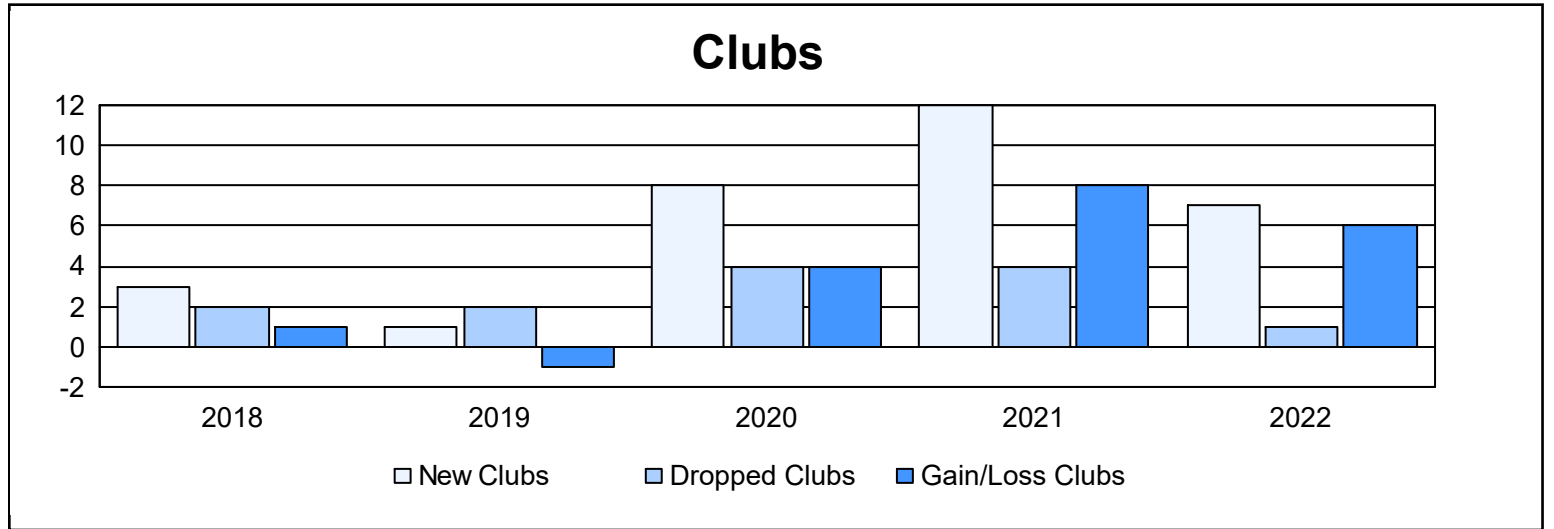
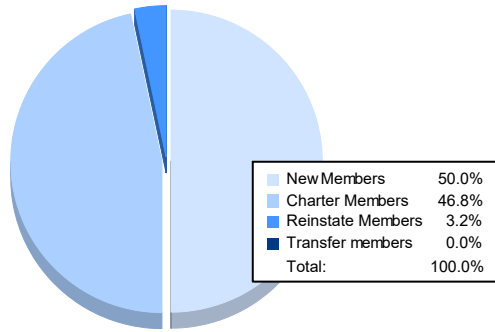


Year	New Clubs	Dropped Clubs	Gain/ Loss Clubs	New Members	Charter Members	Reinstate Members	Transfer Members	Total Member Added	Total Members Dropped	Gain/ Loss Members
2017-2018	3	2	1	127	67	51	1	246	415	-169
2018-2019	1	2	-1	33	24	3	0	60	214	-154
2019-2020	8	4	4	65	153	7	1	226	163	63
2020-2021	12	4	8	115	174	1	9	299	222	77
2021-2022	7	1	6	172	161	11	0	344	189	155
<b>Average</b>	<b>6</b>	<b>3</b>	<b>4</b>	<b>102</b>	<b>116</b>	<b>15</b>	<b>2</b>	<b>235</b>	<b>241</b>	<b>-6</b>



### Membership Composition June 2022 Cumulative



### Gender Composition June 2022 Cumulative

